BIOBOON BIOTECH LLC

Innovative Diagnostics for a Healthier Tomorrow

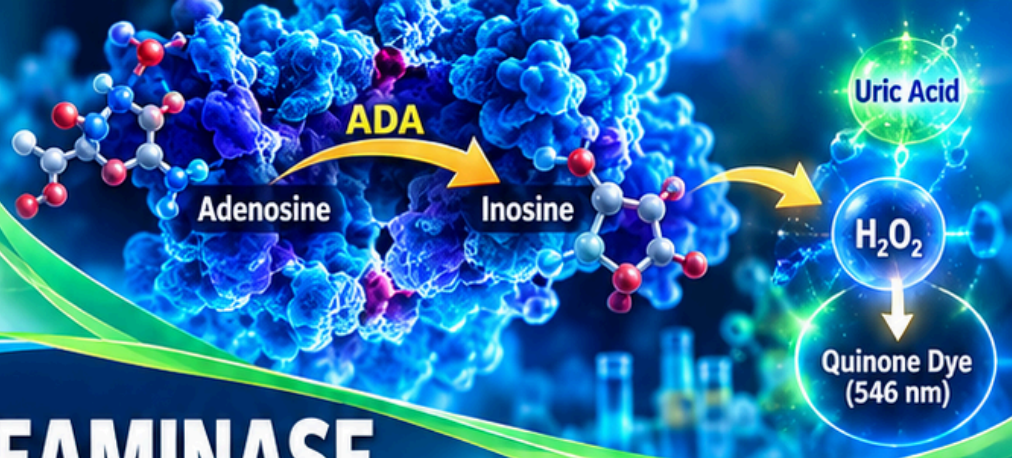

ADENOSINE DEAMINASE (ADA) TEST KIT

PNP-XOD METHOD • QUANTITATIVE ASSAY

Quantitative determination of ADA activity

For serum, heparin plasma and other body fluids.
For in vitro diagnostic use.



546 nm	37°C	10 µL	200 IU/L	4 IU/L
Wavelength	Reaction temperature	Sample volume	Linearity	Detection limit

HOW THE TEST WORKS

01 ADA REACTION
Adenosine is converted to inosine.

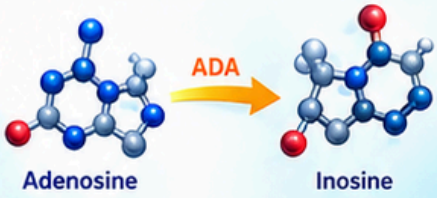

02 ENZYME PATHWAY
PNP and XOD reactions form uric acid and hydrogen peroxide.

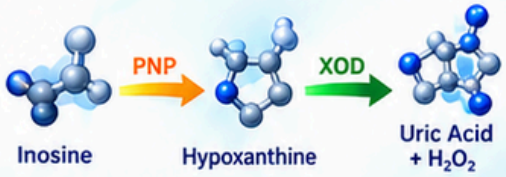

03 COLOUR SIGNAL
A quinone dye is measured photometrically at 546 nm.

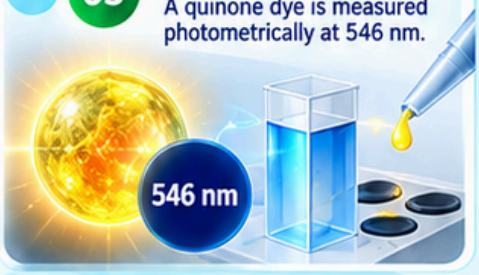

ASSAY PROCEDURE

1. Bring reagents, calibrator and samples to 18–28°C.
2. Add 400 µL Reagent I and 10 µL sample. Mix and incubate for 3 minutes at 37°C.
3. Add 200 µL Reagent II, mix and aspirate.

REFERENCE VALUES

SERUM / PLASMA / PLEURAL / ASCITIC FLUID

NORMAL	Up to 43 U/L

Global Diagnostic Solutions for a Brighter, Healthier World

India Office
BIOBOON BIOTECH INDIA LLP
207. Regent Square
2nd floor, Above D'mart shopping mall
Adajan, Surat - 395009
Email : info@bioboonbiotech.com

USA Address
BIOBOON BIOTECH LLC
1526 West 3rd Street,
Plainfield, NJ, 07063
USA
Email : mahipal@bioboonbiotech.com